



# DELHI PUBLIC ACADEMY

Session – 2023-24



# HOLIDAY



Class – I

- Name of Student \_\_\_\_\_
- Class \_\_\_\_\_ Sec. \_\_\_\_\_
- Name Of Class Teacher \_\_\_\_\_

*It's Summer Time School Vacation has begun time for children to play, and have fun in the sun.*

*Now the children are out of school, there are trees to climb, Swimming in the pool. Time to spend with special friends.*

*Dear Children,*

*The much awaited Summer Vacation is here again, it's a break from studies early morning and tests. It's also the time for fun, watching television, visiting new place and meeting your near and dear ones.*

*Have a fun filled vacation*

*Learning in fun!*






*Dear Students,*



## *Enjoy your Holiday*

- ✦ *Don't roam outside unnecessarily to avoid heat , stay at home, play indoor games, take nutritious and liquid diet , help mother in household work. Daily learn English 10 words with spelling to improve your vocabulary.*
- ✦ *Learn good habits and improve your behaviour , leave bad habits*
- ✦ *Take care of yourself and grandparents and parents health.*



*Dear Parents,*

**Children learn through experience and play. There are many ways in which you can support them in gaining knowledge.**

**Something you as a parent can do are:-**

- Take your child on a Nature walk.*
- Play simple game with your child.*
- Involve them in little house hold chores.*
- Recite a poem and story to them.*
- Take meal, at least one time with them.*
- Try to converse in English with them.*

**Be Safe, Stay at Home**

**Jai Hind**

- ❖ **NOTE: School Reopens on Monday 3<sup>rd</sup> July, 2023**
- ❖ **Timing: 8:30 AM to 12: 00 PM**

**\*\*\*Best Wishes\*\*\***



# DELHI PUBLIC ACADEMY

CLASS - 1<sup>st</sup>

SUB. - English

Holiday - Homework



Stu. name -----

Q1 → Find the name of the following fruits & vegetables in the word grid.

J	K	P	O	T	A	T	O	J
G	R	A	P	E	S	Y	R	K
F	D	X	O	U	V	P	A	B
B	E	A	N	S	H	E	N	R
D	K	J	I	H	D	A	G	N
H	V	Y	O	J	K	S	E	A
J	M	A	N	G	O	H	D	N
K	D	A	P	P	L	E	K	A
C	H	E	R	R	Y	J	K	D

POTATO  
APPLE  
ORANGE  
CHERRY  
MANGO  
BEANS  
BANANA  
ONION  
PEAS

Q.2 → Fill up the boxes with your favourite things.  
your favourite

Color

Game

Food

Subject

Q.3 -> Write the correct color name & fill the color in the box.

APPLE = \_\_\_\_\_

Sky = \_\_\_\_\_

Chocolate = \_\_\_\_\_

Brinjal = \_\_\_\_\_

Lotus = \_\_\_\_\_

Blood = \_\_\_\_\_

Tomato = \_\_\_\_\_

Leaf = \_\_\_\_\_

Hair = \_\_\_\_\_

Sunflower = \_\_\_\_\_

Orange = \_\_\_\_\_

Cotton = \_\_\_\_\_

xxx



DELHI PUBLIC ACADEMY

STUDENT'S NAME - .....

CLASS - 1<sup>st</sup> SESSION - 2023-24

SUBJECT - HINDI \* SUMMER VACATION  
\* HOMEWORK \*

1 दिए गये अक्षरों का प्रयोग करते हुए दो अक्षर , तीन अक्षर और चार अक्षर वाले चार-चार शब्द बनाओ -

क	र	ल	म	न
श	ब	ख	त	ट
ग	द	अ	च	ड

दो अक्षर वाले

तीन अक्षर

चार अक्षर

1. \_\_\_\_\_
2. \_\_\_\_\_
3. \_\_\_\_\_
4. \_\_\_\_\_

1. \_\_\_\_\_
2. \_\_\_\_\_
3. \_\_\_\_\_
4. \_\_\_\_\_

1. \_\_\_\_\_
2. \_\_\_\_\_
3. \_\_\_\_\_
4. \_\_\_\_\_

2 सही विलोम शब्द चुनकर लिखो - (4)

हंसना छोटा नीचे काला  
सोटा रात ठंडा

1. दिन - \_\_\_\_\_
2. ऊपर - \_\_\_\_\_
3. सफेद - \_\_\_\_\_
4. पतला - \_\_\_\_\_
5. रौंना - \_\_\_\_\_
6. बड़ा - \_\_\_\_\_

3 फलों, सब्जियों व रंगों के नाम लिखो -

फलों के नाम

1.	_____
2.	_____
3.	_____
4.	_____
5.	_____

सब्जियों के नाम

1.	_____
2.	_____
3.	_____
4.	_____
5.	_____

रंगों के नाम

1.	_____
2.	_____
3.	_____
4.	_____
5.	_____

4 मिलान कीजिए -

- |        |        |          |       |
|--------|--------|----------|-------|
| 1. कान | सूँधना | 6. माता  | चाची  |
| 2. नाक | गाना   | 7. चाचा  | दादी  |
| 3. हाथ | सुनना  | 8. लड़का | पिता  |
| 4. गला | चलना   | 9. दादा  | नानी  |
| 5. पैर | लिखना  | 10. नाना | लड़की |



5 नीचे लिखे वर्णों के शब्दों में ढूँढो और ○ करो -

औ	-	औरत	और	औखली
तौ	-	तौला	तेरह	तौता
मौ	-	मौर	मौका	मौसी
सि	-	सीख	सिपाही	सिलाई

6 मात्राओं के प्रयोग से बने शब्द लिखो

इ (i)	-	_____	_____	_____
औ (au)	-	_____	_____	_____
ए (e)	-	_____	_____	_____

7 सही शब्द पर गोलो करो -

1.	दात	दाँत
2.	सहेली	सहैली
3.	साप	साँप
4.	अंगूठा	अगूठा
5.	तामजहल	ताजमहल
6.	पकौड़ी	पकोड़ी
7.	औजार	औजार

8

जोड़कर शब्द बनाइए -

1. क + ल + म = \_\_\_\_\_

2. स + र + प + ट = \_\_\_\_\_

3. प + ण + न + री = \_\_\_\_\_

4. ख + ण + न + री = \_\_\_\_\_

5. ल + री + क + री = \_\_\_\_\_

9 नीचे दिए गए वाक्यों के खाली स्थानों में अपना परिचय देते हुए शब्द लिखिए -

अपना फोटो  
चिपकाओ

1. मेरा नाम \_\_\_\_\_ हूँ।

2. मेरे पिताजी का नाम श्री \_\_\_\_\_ हूँ।

3. मेरी माताजी का नाम श्रीमती \_\_\_\_\_ हूँ।

4. मैं कक्षा \_\_\_\_\_ में पढ़ता / पढ़ती हूँ।

5. मेरे विद्यालय का नाम \_\_\_\_\_ हूँ।

6. मैं \_\_\_\_\_ शहर में रहता हूँ।



# DELHI PUBLIC ACADEMY

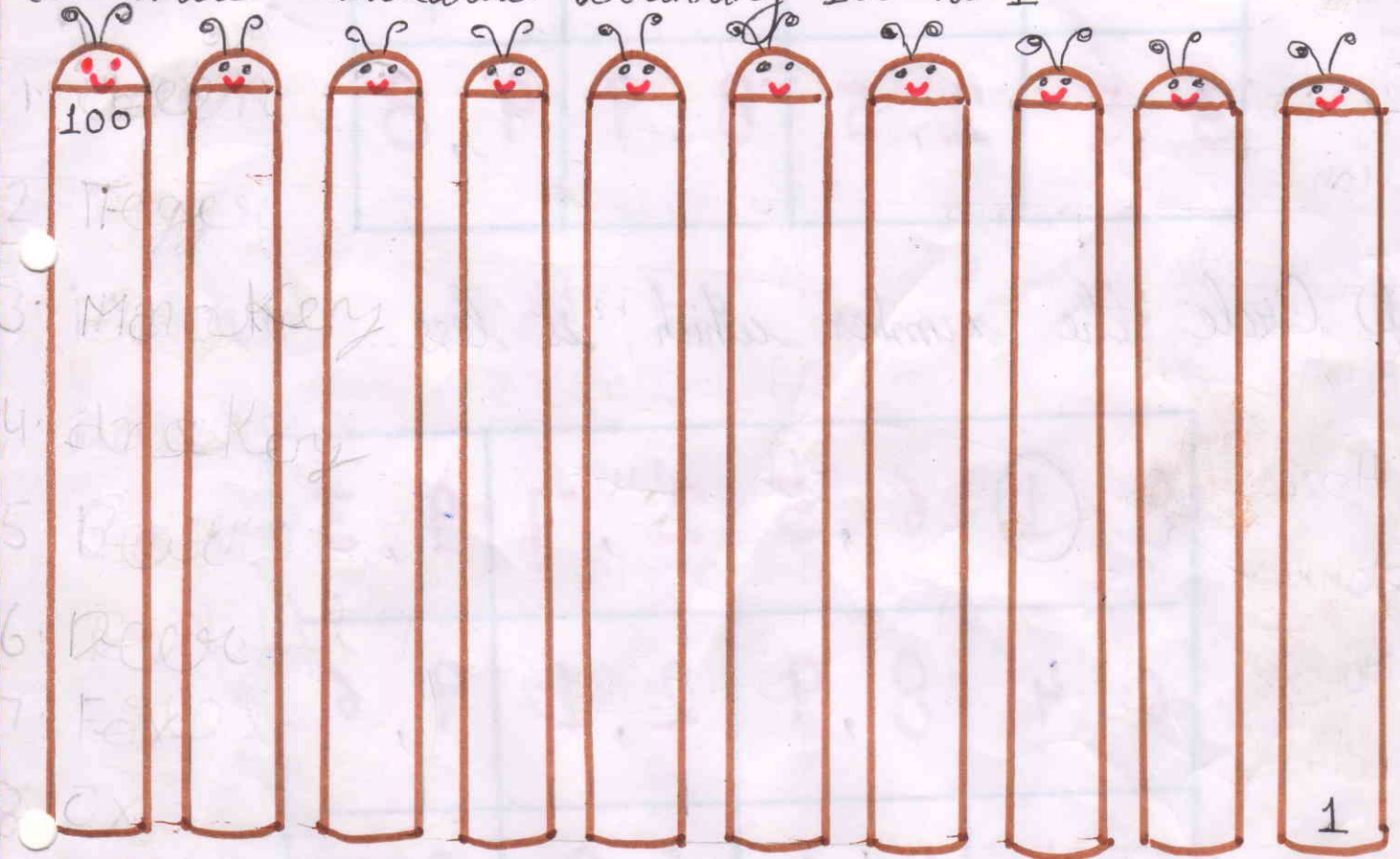
7

Class - CLASS - I

SUBJECT - MATHS

## HOLIDAY HOMEWORK

Q1. Write backward counting 100 to 1



Q2. **ACTIVITY-** Make caterpillar using circular shaped items (like bangles). Write in number 1 to 10.

Q3(a) Circle the number which is greater.

8

These animals have

Ant	8, 1	7, 5	9, 8	0, 3
Cat	6, 4	3, 1	8, 4	5, 1
Dog				
Monkey	3, 5	2, 5	8, 9	9, 8
Lion				

(b) Circle the number which is less.

Horse	8, 1	6, 3	2, 7	9, 3
Donkey				
Mouse	6, 4	8, 9	2, 1	9, 6
Duck	1, 4	4, 1	6, 9	8, 2

Q4. Draw different shapes with yourself and write their names

(a) \_\_\_\_\_

(b) \_\_\_\_\_

(c) \_\_\_\_\_


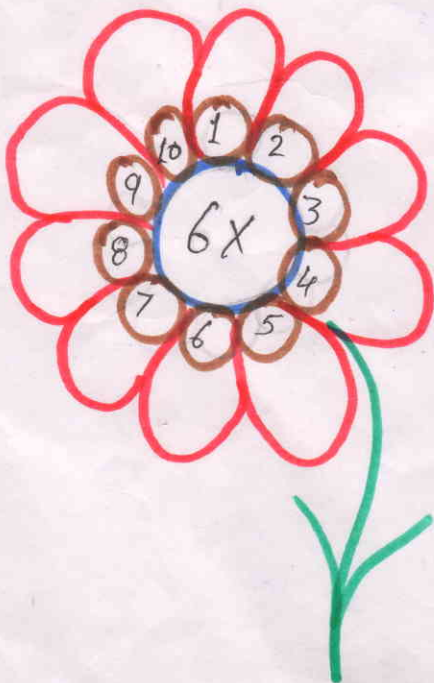



(d) \_\_\_\_\_


(e) \_\_\_\_\_





Q.5. Write the tables of 2 to 10.

9





Swim





# Summer Vacation Holiday Homework

Class - 1<sup>st</sup>  
E.V.S

(11)

1. Find the names of the following fruits & vegetables in the word grid. (Circle it)

J	K	P	O	T	A	T	O	J
G	R	A	P	E	S	Y	R	K
F	D	X	O	U	V	P	A	B
B	E	A	N	S	H	E	N	A
D	K	J	I	H	D	A	G	N
H	V	Y	O	J	K	S	E	A
J	M	A	N	G	O	H	D	N
K	D	A	P	P	L	E	K	A
C	H	E	R	R	Y	J	K	D

- 1- APPLE
- 2- POTATO
- 3- ORANGE
- 4- CHERRY
- 5- MANGO
- 6- BEANS
- 7- BANANA
- 8- ONION
- 9- PEAS
- 10- GRAPES

2. Match the following.

a - Samosa

b - Milk

c - Pizza

d - Fruits

e - Rice

Healthy  
Food

Junk  
Food

f - Vegetables

g - Burger

h - Pulses

i - Cold drink

j - Bread Pakoda

### 3. OUR HELPERS

A<sup>1</sup> B<sup>2</sup> C<sup>3</sup> D<sup>4</sup> E<sup>5</sup> F<sup>6</sup> G<sup>7</sup> H<sup>8</sup> I<sup>9</sup>  
J<sup>10</sup> K<sup>11</sup> L<sup>12</sup> M<sup>13</sup> N<sup>14</sup> O<sup>15</sup> P<sup>16</sup> Q<sup>17</sup> R<sup>18</sup>  
S<sup>19</sup> T<sup>20</sup> U<sup>21</sup> V<sup>22</sup> W<sup>23</sup> X<sup>24</sup> Y<sup>25</sup> Z<sup>26</sup>

Write the word

- a. 20. 5. 1. 3. 8. 5. 18 → TEACHER
- b. 14. 21. 18. 19. 5 →
- c. 2. 1. 18. 2. 5. 18 →
- d. 23. 1. 9. 20. 5. 18 →
- e. 12. 1. 23. 25. 5. 18 →

Fill in the words in correct group.

Lion, Zebra, Goat  
Cow, Dog, Bear, Cat  
Hen, Buffalo, Wolf

Domestic  
Animals

Wild  
Animals

- 1-
- 2-
- 3-
- 4-
- 5-

- 1-
- 2-
- 3-
- 4-
- 5-



# 5. OUR SENSE ORGANS

1. Our \_\_\_\_\_ help us to smell.
2. Our \_\_\_\_\_ help us to see.
3. Our \_\_\_\_\_ help us to feel.
4. Our \_\_\_\_\_ help us to hear.
5. Our \_\_\_\_\_ help us to taste.



Nose



Eye



Ear




Skin




Tongue

6. Write down the parts of plant.



CLASS-I  
SUBJECT-G.K

Q.1 Colour the Rainbow and write name also



(i) \_\_\_\_\_

(iv) \_\_\_\_\_

(ii) \_\_\_\_\_

(v) \_\_\_\_\_

(vii) \_\_\_\_\_

(iii) \_\_\_\_\_

(vi) \_\_\_\_\_

Q.2 Days of the Week

(a) \_\_\_\_\_

(e) \_\_\_\_\_

(b) \_\_\_\_\_

(f) \_\_\_\_\_

(c) \_\_\_\_\_

(g) \_\_\_\_\_

(d) \_\_\_\_\_



### Q3. Some Question

1. What is the national fruit of India \_\_\_\_\_
2. What is the national animal of India \_\_\_\_\_
3. What is the national flower of India \_\_\_\_\_
4. What is the national birds of India. \_\_\_\_\_
5. What is the national tree of India. \_\_\_\_\_
6. What is the national anthem of India. \_\_\_\_\_
7. What is the name of your school. \_\_\_\_\_

**Activity-** Talk with your grandparents/parents about their childhood games, hobbies, favourite food, story and paste their old pictures.

\_\_\_\_\_

\_\_\_\_\_

\_\_\_\_\_

\_\_\_\_\_

DELHI PUBLIC ACADEMYCLASS - I<sup>st</sup>HOLIDAY HOMEWORKSub- Computer

- ① Paste the pictures of the following in A4 sheet.
  - A- Two manual machine
  - B Four electronic machine
- ② Paste the pictures of how do computer help us in our daily life.
- ③ Draw the pictures of monitor, CPU and Keyboard in A4 sheet.